

BE CB RIT TAIN

2019 Price List

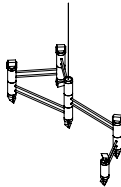
February 2019

BE C BRITAIN

2019 Price List

ARIES

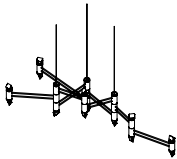
Aries creates a piece where the points of light are the focus, and the structure itself is as minimal as possible while flexible enough to create constellation-like forms with bright and sparkling lights refracted through the glass prisms.



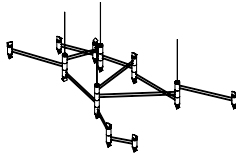
ARIES V.I
28 x 13 x 10 inch H
710 x 330 x 255 mm
\$9,800

Fixtures suspend from aircraft cable with a coaxial cable for power. Included are aircraft suspension hardware, a canopy in matching metal finish which houses a low voltage transformer / dimming module for Local installation.

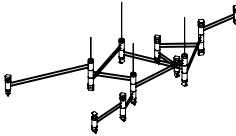
Canopy for Remote mounting of the transformer available on request. Refer to wiring diagrams for specifics



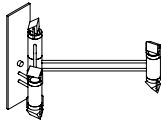
ARIES VIII.I
49 x 22 x 15 inch H
1245 x 560 x 380 mm
\$15,500



ARIES XI.I
68 x 31 x 15 inch H
1730 x 790 x 380 mm
\$22,400



ARIES XI.II
73 x 25 x 19 inch H
1855 x 635 x 485 mm
\$22,400



ARIES SCONCE III.I
15 x 11 x 11 inch H
380 x 280 x 280 mm
\$5,450

Sconce Projection: 11"

Sconces include a backplate and low voltage transformer with dimming module for Remote installation.

Backplate and mounting box for Local installation of the transformer is available for an additional \$520 per backplate.



ARIES SCONCE I.I
3.25 x 3.3 x 11 inch H
83 x 84 x 280 mm
\$2,640

Sconce Projection: 3.3"



ARIES PENDANT I.I
1.4 x 4.7 inch x var. height
33 x 120 mm
\$1,875

Ceiling mounted fixture includes a metal mounting stem up to 35" and canopy in matching metal finish which houses a low voltage transformer for Local installation.

Canopy for Remote mounting of the transformer available on request. Refer to wiring diagrams for specifics.

Standard Metal Finishes: Brushed Brass, Satin Nickel, Polished Nickel, Oil-rubbed Bronze, Dark Pewter.

Standard Glass Colors: Clear Glass Prism.

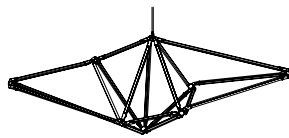
Special Order Metal Finishes: on request.

BE C BRITAIN

2019 Price List

SHY

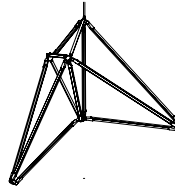
The SHY light uses the spare beauty of thin LED tubes to define the edges of its shape; in this way the function of the piece is created by its form and vice versa. The modular hardware can be reconfigured in a myriad of different ways, creating new shapes according to what the space demands.



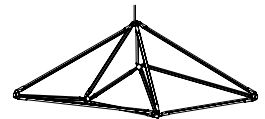
SHY 01
77 x 29 x 29 inch H
1955 x 740 x 740 mm
\$21,500



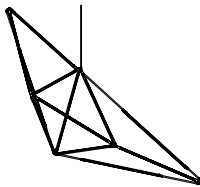
SHY 02
39 x 35 x 34 inch H
990 x 890 x 865 mm
\$14,200



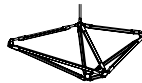
SHY 06
48 x 30 x 46 inch H
1220 x 765 x 1170 mm
\$15,200



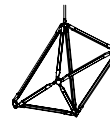
SHY 08.1
68 x 26 x 27 inch H
1730 x 660 x 685 mm
\$16,200



SHY 15
81 x 34 x 74 inch H
2060 x 865 x 1880 mm
\$20,800



SHY 17
38 x 18 x 17 inch H
965 x 460 x 435 mm
\$10,800



SHY 18
29 x 20 x 27 inch H
740 x 510 x 690 mm
\$10,900

SHY

Ceiling mounted fixtures include a metal mounting stem up to 35" and canopy in matching metal finish which houses a low voltage transformer / dimming module for Local installation.

Canopy for Remote mounting of the transformer available on request. Refer to wiring diagram for specifics.

Metal stems up to 95" are available for additional cost.



SHY SCONCE

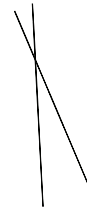
- 1 Foot: 2.5 x 16.3 inch H / 63 x 415 mm \$2,460 with 1 foot LED bulb
2 Foot: 2.5 x 26.5 inch H / 63 x 675 mm \$2,640 with 2 foot LED bulb
3Foot: 2.5 x 38.4 inch H / 63 x 975 mm \$2,820 with 3 foot LED bulb

Sconce Projection: 3 inch (4 inch with diffuser)

Sconces include a backplate and low voltage transformer and dimming module for Remote installation.

Backplate and mounting box for Local installation of the transformer and dimming module is available for an additional \$600 per backplate.

Polished Nickel is available as a Standard Finish for sconces only.



SHY Beam 01 & 02 Pair

- each 1 diam. x 87 inch H
each 26 diam. x 2210 mm
\$4,500

SHY Beam 01 & 02 are wired as a pair with an inline switch and plug-in low voltage transformer. Wall-mounting brackets are included.

An inline dimmer is available for additional cost.

All SHY fixtures are ETL certified to UL, CE, and CSA standards.

Standard Metal Finishes: Brushed Brass, Satin Nickel, Oil-rubbed Bronze, Nickel-Brass Contrast. Polished Nickel is available as a Standard Finish for the SHY Sconce.

Special Order Metal Finishes: Polished Nickel, Polished Brass, Medium Antique Brass, Dark Pewter, Polished Black Nickel, Polished Copper are available for a 10% premium.

Glass Diffusers for the LED bulbs are available in White Sandblast Glass or Two-way Mirror:

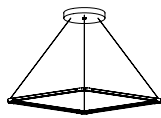
- 1 or 2 foot diffuser: additional \$665 per bulb
3 foot diffuser: additional \$725 per bulb

BE C BRITAIN

2019 Price List

Zelda

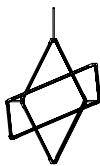
Zelda juxtaposes the powerful materiality of brass-encased LED tubing with gracefully suspended planar forms. This light comes in multiple shapes, sizes, and configurations, and seamlessly adapts to a vast array of spaces and sensibilities. Zelda's flexible form can be fashioned as a simple single diamond, arranged concentrically in geometric orbits, or fit together like links of a chain.



ZELDA

Small:	28 x 17 x 1 inch H 710 x 435 x 26 mm	\$6,800	Diamond of 1 foot bulbs suspended horizontally
Med.:	46 x 28 x 1 inch H 1170 x 710 x 26 mm	\$7,200	Diamond of 2 foot bulbs suspended horizontally
Large:	66 x 39 x 1 inch H 1675 x 990 x 26 mm	\$8,200	Diamond of 3 foot bulbs suspended horizontally

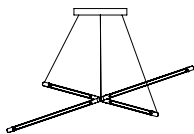
All Zelda fixtures include a mounting canopy in a matching metal finish which houses the low voltage transformer / dimming module. The LED bulbs are powered by way of the suspension cables.



ZELDA ORBITS

Med.:	28 x 42 x 28 inch H 710 x 1065 x 710 mm	\$13,800	1 foot bulb Diamond suspended vertically with a 2 foot bulb Diamond suspended diagonally
Large:	39 x 60 x 46 inch H 990 x 1525 x 1170 mm	\$14,200	2 foot bulb Diamond suspended vertically with a 3 foot bulb Diamond suspended diagonally

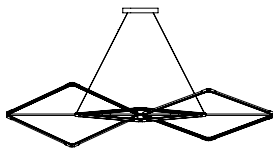
Zelda Orbits fixtures include a 35" metal mounting stem and canopy in a matching metal finish for either a Local installation of the low voltage transformer and dimming module. Metal stems up to 95" are available for additional cost. Remote installation on request.



ZELDA ORBITAL PLANES

Med.:	28 x 42 x 16 inch H 710 x 1065 x 405 mm	\$13,800	1 foot bulb Diamond suspended vertically with a 2 foot bulb Diamond suspended diagonally
Large:	39 x 61 x 23 inch H 990 x 1550 x 585 mm	\$14,200	2 foot bulb Diamond suspended vertically with a 3 foot bulb Diamond suspended diagonally

Zelda Orbital Planes fixtures include a mounting canopy in a matching metal finish which houses the low voltage transformer / dimming module. The LED bulbs are powered by way of the suspension cables.



ZELDA LINKS

Small:	57 x 17 x 14 inch H 1450 x 435 x 355 mm	\$19,800	A trio of 1 foot bulb Diamonds suspended horizontally
Med.:	93 x 27 x 22 inch H 2360 x 685 x 560 mm	\$21,500	A trio of 2 foot bulb Diamonds suspended horizontally
Large:	133 x 39 x 33 inch H 3380 x 990 x 890 mm	\$23,000	A trio of 3 foot bulb Diamonds suspended horizontally

All Zelda Links fixtures include a mounting canopy in a matching metal finish which houses the low voltage transformer / dimming module. The LED bulbs are powered by way of the suspension cables.

Remote transformer installation is available, with power supplied by through cord-sleeved leads. Refer to wiring diagram for specifics.

Standard Metal Finishes: Brushed Brass, Satin Nickel, Oil-rubbed Bronze, Nickel-Brass Contrast.

Special Order Metal Finishes: Polished Nickel, Polished Brass, Medium Antique Brass, Dark Pewter, Polished Black Nickel, Polished Copper are available for a 10% premium.

Glass Diffusers for the LED bulbs are available in White Sandblast Glass or Two-way Mirror:

1 or 2 foot diffuser: additional \$665 per bulb

3 foot diffuser: additional \$725 per bulb

BE CB RITAIN

2019 Price List

Helix

Helix is comprised of custom brass hardware and LED tubes wrapping around a central support. The hanging fixtures are available with Disc or Cravat counterweights; the floor fixture is available with a variety of stone bases.



HELIX SHORT	Ellipse:	22" x 14" x 63"H	\$6,500
		560 x 355 x 1600 mm	
	Cravat:	22" x 14" x 69.5"H	\$6,500
		560 x 355 x 1765 mm	

Fixture includes a metal mounting stem up to 35" and canopy in matching metal finish which houses a low voltage transformer / dimming module for Local installation
Canopy for Remote installation of the transformer / dimming module available on request.
Metal stems up to 95" are available for additional cost.



HELIX LONG	Ellipse:	22" x 14" x 70.5"H	\$6,800
		560 x 355 x 1790 mm	
	Cravat:	22" x 14" x 77"H	\$6,800
		560 x 355 x 1955 mm	

Fixture includes a metal mounting stem up to 35" and canopy in matching metal finish which houses a low voltage transformer / dimming module for Local installation
Canopy for Remote installation of the transformer / dimming module available on request.
Metal stems up to 95" are available for additional cost.



HELIX FLOOR	22" x 16" x 62"H	\$7,800
	560 x 405 x 1575 mm	

Fixture is wired with an inline switch and plug-in low voltage transformer.
An inline dimmer is available at additional cost.

All Helix fixtures are ETL certified to UL, CE, and CSA standards.

Standard Metal Finishes: Brushed Brass, Satin Nickel, Oil-rubbed Bronze, Nickel-Brass Contrast.

Ellipse and Cravat counterweights are available in White Marble, Black Marble, and Absolute Black Granite.

Stone base is available in White Marble, Black Marble, Absolute Black Granite, and White Marble / Absolute Black Granite striped.

Special Order Metal Finishes: Polished Nickel, Polished Brass, Medium Antique Brass, Dark Pewter, Polished Black Nickel, Polished Copper are available for a 10% premium.

Glass Diffusers for the LED bulbs are available in White Sandblast Glass or Two-way Mirror:

1 or 2 foot diffuser: additional \$665 per bulb

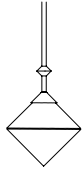
3 foot diffuser: additional \$725 per bulb

BE CB RITAIN

2019 Price List

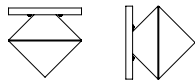
THEMIS

Originally inspired by Victorian balancing toys, Themis combines hand-blown double cone glass diffusers with an elegant marble and brass bracket to provide a soft glow. The forms are derived from triangular forms manipulated through rotation, mirroring, and extension.



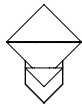
THEMIS PENDANT 6.5 diam. x 6.5 inch H / 165 diam. x 165 mm
With Counterweight (as shown) \$2,200
Without Counterweight \$1,920

Ceiling mounted fixture includes a metal suspension stem up to 35" and canopy in matching metal finish in matching metal finish with line voltage connection.
Metal stems up to 95" are available for additional cost.



THEMIS SURFACE 6.5 diam. x 6.2 inch H \$1,540
165 diam. x 160 mm

Includes hardware to mount ceiling or wall fixture directly to electrical junction box with line voltage connection.

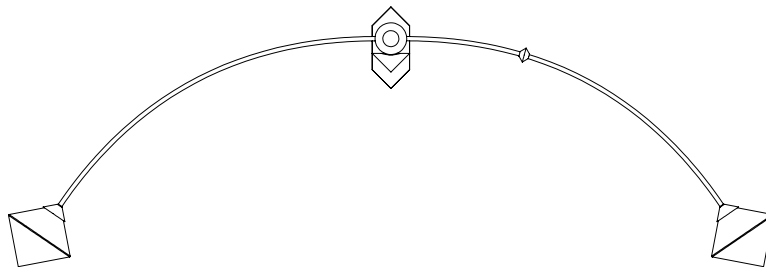
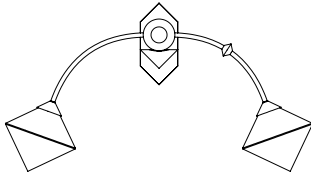


THEMIS 6 SCONCE 6.5 x 8.5 H x 7.25 inch projection \$2,640
165 x 215 x 185 mm

THEMIS 27 SCONCE 27 x 16 H x 8.5 inch projection \$5,560
685 x 405 x 215 mm

THEMIS 68 SCONCE 68 x 18.5 H x 8.5 inch projection \$6,500
1725 x 470 x 215 mm

Includes hardware to mount sconce fixtures directly to electrical junction box with line voltage connection.



All THEMIS fixtures are ETL certified to UL, CE, and CSA standards.

Standard Metal Finishes: Brushed Brass, Satin Nickel, Oil-rubbed Bronze, Nickel-Brass Contrast.

Standard Globe Colors: White, Ivory, Soft Pink, Grey. Other colors upon request.

Pivot Stone Finish: White Marble, Absolute Black Granite

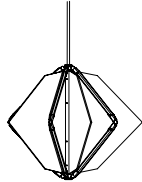
Special Order Metal Finishes: Polished Nickel, Polished Brass, Medium Antique Brass, Dark Pewter, Polished Black Nickel, Polished Copper are available for a 10% premium.

BE CB RIT TAIN

2019 Price List

Echo

Echo uses fins of mirror radiating from a central axis to reflect beams of light. LED tubes are turned inward to bounce off the glass; the light becomes both softened and multiplied. Also available with fins of glass which diffuse the light and glow softly.



ECHO 1
34 diam. x 24 inch H
865 x 610 mm
\$19,200

Fixtures include a metal mounting stem up to 35" and canopy in matching metal finish which houses a low voltage transformer / dimming module for Local installation.

Canopy for Remote mounting of the transformer is available on request.

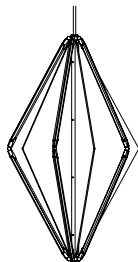
Metal stems up to 95" are available for additional cost.



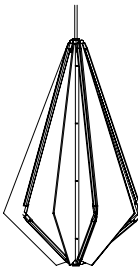
ECHO Short
34 diam. x 12 inch H
865 x 305 mm
\$16,400



ECHO 2
54 diam. x 24 inch H
1370 x 610 mm
\$26,200



ECHO 3
28 diam. x 47 inch H
710 x 1195 mm
\$29,200



ECHO 4
31 diam. x 47 inch H
790 x 1195 mm
\$29,200

Standard Metal Finishes: Brushed Brass, Satin Nickel, Oil-rubbed Bronze, Nickel-Brass Contrast.

Standard Glass Colors: Clear Mirror, Bronze Mirror, Grey Mirror.

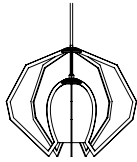
Special Order Metal Finishes: Polished Nickel, Polished Brass, Medium Antique Brass, Dark Pewter, Polished Black Nickel, Polished Copper are available for a 10% premium.

BE CB RIT TAIN

2019 Price List

Vise

Vise captures a hand-blown glass globe within brass armatures engineered to follow the gentle curvature of the glass. The illumination is set high within the globe, creating a soft, gradually fading glow. The double fade glass accentuates the gradual fade that mimics a setting sun.



VISE 29 diam x 23 inch H / 735 diam x 585 mm

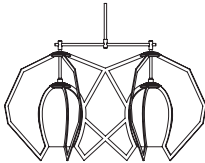
Single Color Glass Globe \$12,500

Double Fade Glass Globe \$15,800

Fixture includes a metal mounting stem up to 35" and canopy in matching metal finish which houses a low voltage transformer for Local installation.

Canopy for Remote installation of the transformer available on request.

Metal stems up to 95" are available for additional cost.



TWIN VISE 42 x 27 x 25.5 inch H / 1065 x 685 x 650 mm

Single Color Glass Globe \$26,800

Double Fade Glass Globe \$28,800

Fixture includes a metal mounting stem up to 35" and canopy in matching metal finish which houses a low voltage transformer for Local installation.

Canopy for Remote installation of the transformer available on request.

Metal stems up to 95" are available for additional cost.

All Vise fixtures are ETL certified to UL, CE, and CSA standards.

Standard Metal Finishes: Brushed Brass, Satin Nickel, Oil-rubbed Bronze, Nickel-Brass Contrast.

Single Glass colors: Ivory, Soft Pink, Grey, Dark Grey. Other colors upon request.

Double Fade Glass colors: Miami (Pink to Aqua), Lanikai (Apricot to Green), Tesnus (Apricot to Blue), Big Sur (Grey Green to Gold)

Special Order Metal Finishes: Polished Nickel, Polished Brass, Medium Antique Brass, Dark Pewter, Polished Black Nickel, Polished Copper are available for a 10% premium.

BE CB RIT TAIN

2019 Price List

Extras

Fixture Stems	Over 35", per foot	\$72
	Additional Stems, per foot	\$72
LED Bulbs	1 Foot Bulb	\$40
	2 Foot Bulb	\$55
	3 Foot Bulb	\$70
Inline Dimmer	with Black Granite	\$500
	in finished Brass	\$300

Extras items do not qualify for any discounts

Standard Orders All fixtures are finished brass; globes are hand-blown glass. All are assembled in our New York studio. We offer a 14 to 16 week lead time. Expedited lead time available with a Rush surcharge. Lead time for SHY Sconces, Standard Finish is 8 to 10 weeks.

Special Orders Special metal finishes, glass colors, and/or non-standard hang points on any listed fixture is considered a Special Order. Please inquire about upcharges and possible lead time lead time changes.

Shipping Shipping charges are not included in prices listed. Crating charges are included for domestic shipping. International shipping may incur additional crating charges.

Custom Orders Our Custom fixtures offer the opportunity to craft a light precisely tailored to your space and design sensibilities. Each Custom fixture is designed with an emphasis on exceptional form, functionality, and an innate spatial awareness. We welcome other custom designs and commissions on a case by case basis. Please reach out to our studio to discuss the details of your request at custom@becbrittain.com.

Dimming All fixtures with LED elements (SHY, Aries, Echo, Helix, Zelda) are furnished with a dimmable transformer. Depending on the wiring and installation, wall switches are either Lutron C-L, Lutron Pico, or 0-10V rated. Refer to accompanying intallation and wiring documentation for specifics. All other fixtures (THEMIS, Vise, Maxhedron, Seed) are either directly wired to line voltage or use a converting transformer. For these fixtures, normal dimming switches can be used.

BE CB RIT TAIN

2019 Price List

Maxhedron

Designed by Bec Brittain for Roll and Hill

Maxhedron is a study in material transformation through light and reflection. When Maxhedron is turned off, its mirrored surfaces give it a mercurial quality, being at once present yet disappearing as it reflects its surroundings. The second transformation occurs when Maxhedron is turned on - what was a solid surface becomes translucent, and the lights become a constellation of points.



24" HORIZONTAL

24 x 11 x 13 inch H
610 x 280 x 330 mm

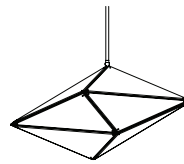
Transparent Mirror: \$13,650
Tessellated Mirror: \$16,380



24" VERTICAL

13 x 11 x 24 inch H
330 x 280 x 610 mm

Transparent Mirror: \$13,650
Tessellated Mirror: \$16,380



30" HORIZONTAL

30 x 14 x 16 inch H
760 x 355 x 405 mm

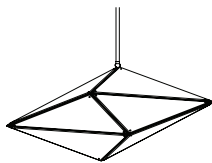
Transparent Mirror: \$14,700
Tessellated Mirror: \$17,640



30" VERTICAL

16 x 14 x 30 inch H
405 x 355 x 760 mm

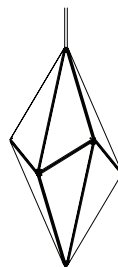
Transparent Mirror: \$14,700
Tessellated Mirror: \$17,640



42" HORIZONTAL

42 x 18 x 21 inch H
1065 x 460 x 535 mm

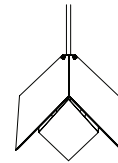
Transparent Mirror: \$15,750
Tessellated Mirror: \$18,900



42" VERTICAL

21 x 18 x 42 inch H
535 x 460 x 1065 mm

Transparent Mirror: \$15,750
Tessellated Mirror: \$18,900



PENDANT

14 x 13 x 12 inch H
355 x 330 x 305 mm

Transparent Mirror: \$4,730

Standard Glass: Transparent Mirror, Tessellated Mirror.

Standard Metal Finishes: Brushed Brass, Polished Nickel, Oil-rubbed Bronze, Blackened Steel.

Pricing for ceiling mounted fixtures includes canopy for locally mounted low voltage transformer. Ceiling mounted fixture includes a 35" metal suspension stem in matching metal finish. Metal stems up to 95" are available for additional cost.

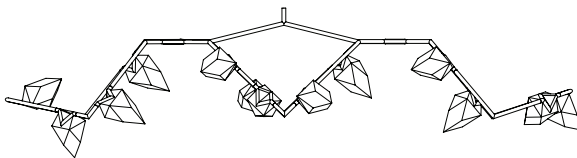
BEC BRITAIN

2019 Price List

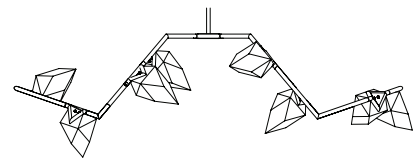
Seed

Designed by Bec Brittain for Roll and Hill

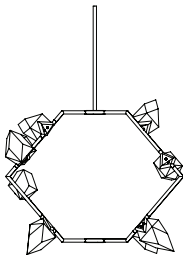
Inspired by seed crystals - the small, nascent granules from which larger crystals are born - Seed's mitered tubing and geometric structure posits juxtaposition between the strict orderliness of the crystallography and the seemingly arbitrary nature of where these substances form. The light's purposeful irregularity is reflected in intentional breaks in the tubing and asymmetrical details in the glass crystals themselves.



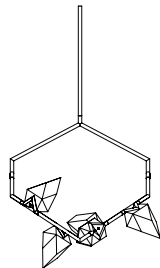
SEED 3
96.5 x 31 x 24 inch H
2450 x 790 x 610 mm
\$34,130



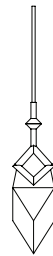
SEED 4
61 x 25 x 19 inch H
1550 x 635 x 485 mm
\$21,000



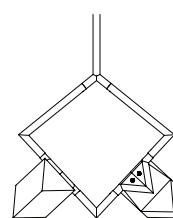
SEED 1
34 x 34 x 29 inch H
865 x 865 x 735 mm
\$23,630



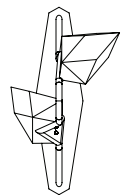
SEED 2
27 x 35 x 27 inch H
685 x 890 x 685 mm
\$13,1300



SEED
SINGLE PENDANT
4 x 4 x 14 inch H
100 x 100 x 355 mm
\$2,630



SEED
DOUBLE PENDANT
15 x 12 x 14 inch H
380 x 305 x 355 mm
\$5,250



SEED
SCONCE
12" x 19" x 10 inch projection
305 x 485 x 255 mm
\$5,250

All Seed fixtures are certified to UL, cUL (120V) standards.

Standard Glass Color: White

Standard Metal Finishes: Brushed Brass, Polished Nickel, Oil-rubbed Bronze, Blackened Brass.

Pricing for ceiling mounted fixtures includes canopy for locally mounted low voltage transformer. Ceiling mounted fixture includes a 35" metal suspension stem in matching metal finish. Metal stems up to 95" are available for additional cost.